

Name _____

1. Determine if the following waves are transverse or longitudinal.

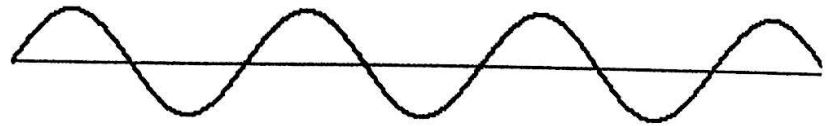
Diagram A



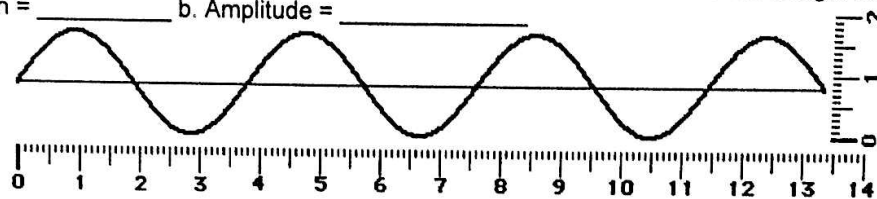
Diagram B



2. On the following wave indicate the crests and troughs. The amplitude and a wavelength.



3. A sine curve that represents a transverse wave is drawn below. Use the centimeter ruler to measure the wavelength and amplitude of the wave (show units). a. Wavelength = _____ b. Amplitude = _____



4. The number of cycles of a periodic wave per unit time is called the wave's _____.
5. As the frequency of a wave increases, the period of the wave _____. [THINK – what time of relationship do period and frequency have?!?]
a. decreases b. increases c. remains the same
6. As the wavelength of a wave in a uniform medium increases, its speed will _____. [THINK! DID THE SPEED OF LIGHT AND THE SPEED OF SOUND HAVE SPECIFIC VALUES?????]
a. decrease b. increase c. remain the same
7. As the wavelength of a wave in a uniform medium increases, its frequency will _____.
a. decrease b. increase c. remain the same
8. TRUE or FALSE: _____ Constructive interference occurs when a crest meets up with another crest at a given location along the medium.
9. TRUE or FALSE: _____ Destructive interference occurs when a trough meets up with another trough at a given location along the medium.

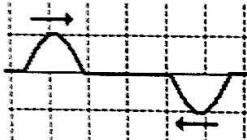
10. Determine whether the following diagram will produce constructive or destructive interference.

BEFORE INTERFERENCE



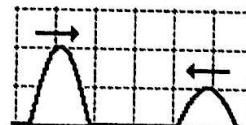
11. Determine whether the following diagram will produce constructive or destructive interference.

BEFORE INTERFERENCE



12. Determine whether the following diagram will produce constructive or destructive interference.

BEFORE INTERFERENCE



13. Determine whether the following diagram will produce constructive or destructive interference.

BEFORE INTERFERENCE

